

Nifty Snapshot

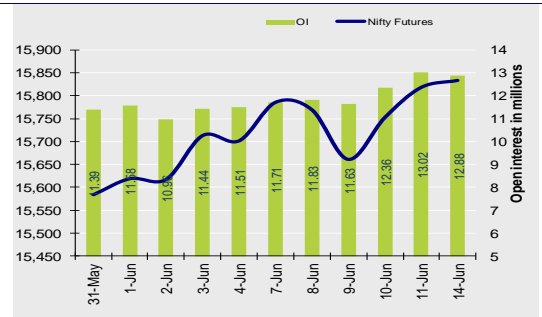
	Close	Prv Cl.	Ab chg	% chg
Spot	15,811.8	15,799.3	12.50	0.08
Futures	15,832.6	15,817.3	15.35	0.10
OI (ml shr)	12.88	13.02	-0.14	-1.08
Vol (lots)	129542	94086	35456	37.7
COC	20.80	17.95	2.85	15.9
PCR-OI	1.42	1.35	0.07	5.2

Market Summary:

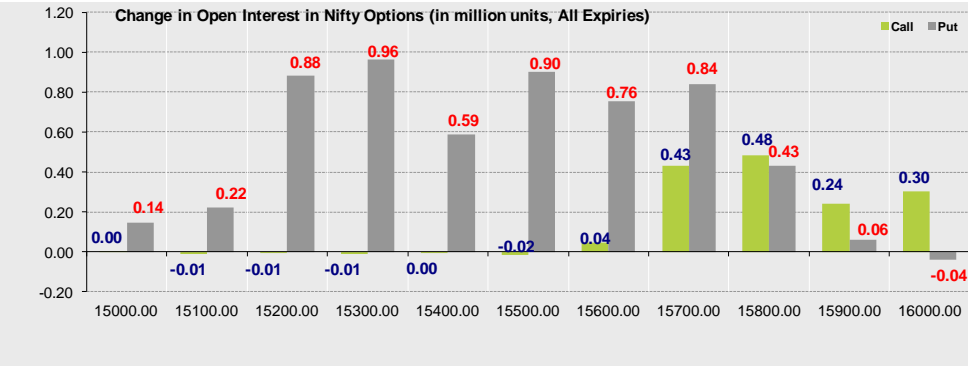
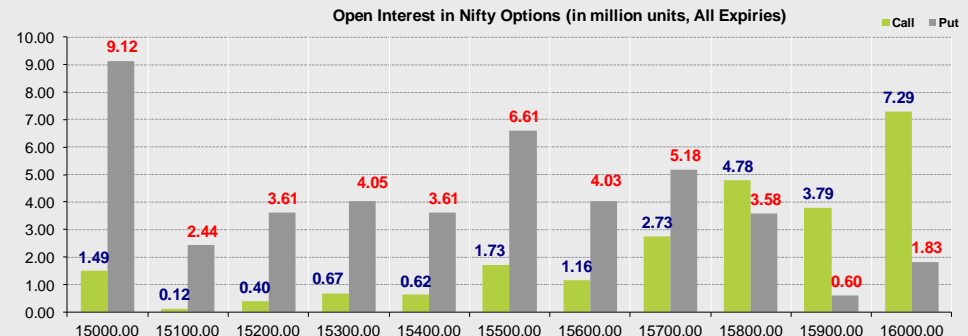
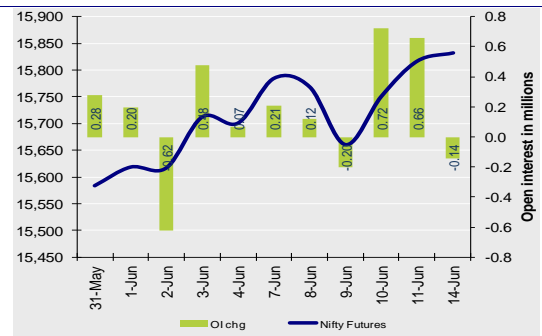
- Indian markets closed on a positive note where buying was mainly seen in FMCG, Technology, Banking sectors. Nifty June Future closed at 15832.60 (up 15.35 points) at a premium of 20.80 pts to spot.
- FII's were net sellers in Cash to the tune of 503.51 Cr and were net sellers in index futures to the tune of 2637.55 Cr.
- India VIX increased by 3.95% to close at 14.72 touching an intraday high of 15.31.

Open Interest in Nifty Options:

Nifty Futures Price v/s OI



Nifty Futures Price v/s Change in OI



Institutional Activity in previous trading session

(in Rs cr.)	Buy	Sell	Net
Index Futures	2755.67	5393.22	-2637.55
Index Options	302251.44	298112.38	4139.06
Stock Futures	14423.39	13645.33	778.06
Stock Options	27728.23	27746.55	-18.32
FII Cash	4,339.27	4,842.78	-503.51
DII Cash	4,801.07	4,256.81	544.26

Net FII Activity (in Rs cr.)

Date	Idx Fut	Stk Fut	Idx Opt	Cash
14-Jun	-2637.6	778.1	4139.1	-504
11-Jun	-121.7	184.0	-655.6	19
10-Jun	-944.3	1461.5	-984.8	1330
9-Jun	536.6	-69.6	-7821.5	-846
8-Jun	-67.4	-523.9	857.9	1423
7-Jun	515.0	-753.9	2563.8	-186

- The above second chart shows previous trading day's change in Nifty options where Addition in OI were seen in 15800, 15700, 15600, 15500 strike Puts and at 15700, 15800, 15900, 16000 strike Calls indicating market is likely to remain positive in near term.
- Highest OI build-up is seen at 16000 strike Call and 15000 strike Put, to the tune of 7.29mn and 9.12mn respectively.

Outlook on Nifty:

- Index is likely to open on a flattish note today and is likely to remain positive during the day.

Technical Pivot (Intraday):

	S2	S1	PIVOT	R1	R2
NIFTY	15555	15695	15770	15910	15990
BANKNIFTY	34210	34635	34885	35310	35560

Volume Buzzers (Contract wise)

Symbol	Current Volume	Volume Change	Price Chg	One Month Avg
ADANIENT	56702	562%	-6.3%	12519
AMARAJABAT	5677	493%	1.8%	2635
ADANIPTS	81307	346%	-8.6%	17355
MUTHOOTFIN	4609	239%	1.9%	3213
TORNTPHARM	3457	233%	3.5%	1535
PNB	11687	216%	2.3%	5406
ICICIPRULI	2949	165%	1.8%	2402
NAVINFUOR	1306	141%	0.5%	1099
NATIONALUM	125	123%	-0.4%	2595
SUNTV	387	107%	-3.1%	1337

Stock Ideas

- RELIANCE & ADANIPTS calls of strike 2300 & 800 respectively were amongst the most active Calls whereas ADANIPTS & RELIANCE puts of strike 700 & 2200 respectively were amongst most active Puts.
- POWERGRID & IBULHSGFIN are likely to show good strength whereas VOLTAS & BHEL are likely to show weakness in today's trading session.

(Price is in Rs; OI is in million units; Price chg and OI chg are in percentage) **NB RESEARCH**

Fresh Longs seen in:

Scrip	Price	Price chg	OI	OI Chg
POWERGRID	249.3	1.1	20.6	9.9
PNB	43.2	2.3	349	5.1
CUB	170.6	0.3	10.9	4.7

Fresh Shorts seen in:

Scrip	Price	Price chg	OI	OI Chg
VOLTAS	1045.0	-0.6	3.1	9.6
ADANIPTS	771.8	-8.6	87.9	9.1
DLF	299.6	-3.8	39.2	5.3

Short Covering seen in:

Scrip	Price	Price chg	OI	OI Chg
IBULHSGFIN	298.7	3.9	28.4	-12.7
AUBANK	1070.2	1.8	2.2	-12.5
BAJFINANCE	6201.3	1.2	3.7	-6.0

Long Unwinding seen in:

Scrip	Price	Price chg	OI	OI Chg
BHEL	67.5	-11.5	97.4	-12.8
BANKNIFTY	35065	-0.3	1.7	-7.3
TATACHEM	738.8	-0.1	8.5	-5.8

Technical Pivot (Intraday):

Script Name	S2	S1	PIVOT	R1	R2
POWERGRID	239	244	247	252	255
VOLTAS	1014	1030	1039	1054	1063
IBULHSGFIN	272	285	295	308	318
BHEL	57	62	66	71	75

FROM THE EQUITY DERIVATIVE DESK:

NIRAV HARISH CHHEDA
SENIOR DERIVATIVES AND TECHNICAL ANALYST
E-Mail: nirav.chheda@nirmalbang.com
Tel no: 6273-8199/8000

AMIT BHUPTANI
DERIVATIVES AND TECHNICAL ANALYST
E-Mail: amit.bhuptani@nirmalbang.com
Tel no: 6273-8242/8000

Disclaimer

Nirmal Bang Securities Private Limited (hereinafter referred to as "NBSPL") is a registered Member of National Stock Exchange of India Limited, Bombay Stock Exchange Limited and MCX stock Exchange Limited. We have been granted certificate of Registration as a Research Analyst with SEBI. Registration no. is INH000001766 for the period 23.09.2015 to 22.09.2020.

NBSPL or its associates including its relatives/analyst do not hold any financial interest/beneficial ownership of more than 1% in the company covered by Analyst (in case any financial interest is held kindly disclose)

NBSPL or its associates/analyst has not received any compensation from the company covered by Analyst during the past twelve months. NBSPL /analyst has not served as an officer, director or employee of company covered by Analyst and has not been engaged in market making activity of the company covered by Analyst.

The views expressed are based solely on information available publicly and believed to be true. Investors are advised to independently evaluate the market conditions/risks involved before making any investment decision.

Stock Name	Call (Buy/Sell)	Entry price	Targets	Stop Loss	Duration	Status
CIPLA 1000CE	BUY	14.1	26	8	Positional	OPEN
TATAMOTORS 370CE	BUY	7.5	14	4	1-2 Days	OPEN
BANKBARODA 90CE	BUY	2.2	4.5	1	1-2 Days	OPEN

NIFTY50 Options OI (CE OI = Resistance) (PE OI = Support)

Symbol	Highest CE OI	Highest PE OI	CMP
ADANIPTS	900	700	772
ASIANPAINT	3000	2900	2952
AXISBANK	750	700	739
BAJAJ-AUTO	4300	4000	4163
BAJAJFINSV	12500	11000	11976
BAJFINANCE	6500	6000	6201
BHARTIARTL	550	530	540
BPCL	500	450	485
BRITANNIA	3600	3400	3591
CIPLA	1000	950	977
COALINDIA	170	150	160
DIVISLAB	4400	4200	4394
DRREDDY	5500	5000	5466
EICHERMOT	2800	2500	2748
GRASIM	1500	1400	1494
HCLTECH	1000	900	986
HDFC	2600	2500	2543
HDFCBANK	1500	1500	1482
HDFCLIFE	700	650	684
HEROMOTOCO	3100	3000	2998
HINDALCO	400	380	395
HINDUNILVR	2400	2300	2369
ICICIBANK	650	650	638
ITC	220	200	208
INDUSINDBK	1040	1000	1026

NIFTY50 Options OI (CE OI = Resistance) (PE OI = Support)

Symbol	Highest CE OI	Highest PE OI	CMP
INFY	1500	1400	1466
IOC	120	115	115
JSWSTEEL	750	700	731
KOTAKBANK	1800	1800	1775
LT	1600	1500	1522
M&M	850	800	810
MARUTI	7500	7000	7207
NESTLEIND	18000	17000	17625
NTPC	120	115	118
ONGC	120	115	125
POWERGRID	250	235	249
RELIANCE	2300	2100	2254
SBILIFE	1000	900	989
SBIN	450	400	432
SHREECEM	30000	27000	28375
SUNPHARMA	700	680	680
TATACONSUM	720	700	716
TATAMOTORS	360	330	356
TATASTEEL	1200	1000	1142
TCS	3300	3200	3280
TECHM	1080	1000	1074
TITAN	1740	1600	1736
ULTRACEMCO	7000	6200	6684
UPL	860	800	838
WIPRO	560	500	562

DISCLOSURES

Research Reports that are published by Nirmal Bang Securities Private Limited (hereinafter referred to as "NBSPL") are for private circulation only. NBSPL is a registered Research Analyst under SEBI (Research Analyst) Regulations, 2014 having Registration no. INH000001766. NBSPL is also a registered Stock Broker with National Stock Exchange of India Limited, BSE Limited, Metropolitan Stock Exchange of India Limited, Multi Commodity Exchange of India Limited, National Commodity and Derivative Exchange Limited and Indian Commodity Exchange Limited in cash and Equity and Commodities derivatives segments.

NBSPL has other business divisions with independent research teams separated by Chinese walls, and therefore may, at times, have different or contrary views on stocks and markets.

NBSPL or its associates have not been debarred / suspended by SEBI or any other regulatory authority for accessing / dealing in securities Market. NBSPL, its associates or analyst or his relatives do not hold any financial interest (Except Investment) in the subject company. NBSPL or its associates or Analyst do not have any conflict or material conflict of interest at the time of publication of the research report with the subject company. NBSPL or its associates or Analyst or his relatives may or may not hold beneficial ownership of 1% or more in the subject company at the end of the month immediately preceding the date of publication of this research report.

NBSPL or its associates / analyst has not received any compensation / managed or co-managed public offering of securities of the company covered by Analyst during the past twelve months. NBSPL or its associates have not received any compensation or other benefits from the company covered by Analyst or third party in connection with the research report. Analyst has not served as an officer, director or employee of Subject Company. NBSPL / analyst has not been engaged in market making activity of the subject company. Analyst Certification: The research analysts and authors of these reports, hereby certify that the views expressed in this research report accurately reflects my/our personal views about the subject securities, issuers, products, sectors or industries. It is also certified that no part of the compensation of the analyst(s) was, is, or will be directly or indirectly related to the inclusion of specific recommendations or views in this research. The analyst(s) principally responsible for the preparation of this research report and has taken reasonable care to achieve and maintain independence and objectivity in making any recommendations.

DISCLAIMER

This report is for the personal information of the authorized recipient and does not construe to be any investment, legal or taxation advice to you. NBSPL is not soliciting any action based upon it. Nothing in this research shall be construed as a solicitation to buy or sell any security or product,

or to engage in or refrain from engaging in any such transaction. In preparing this research, we did not take into account the investment objectives, financial situation and particular needs of the reader.

This research has been prepared for the general use of the clients of NBSPL and must not be copied, either in whole or in part, or distributed or redistributed to any other person in any form. If you are not the intended recipient you must not use or disclose the information in this research in any way. Though disseminated to all the customers simultaneously, not all customers may receive this report at the same time. NBSPL will not treat recipients as customers by virtue of their receiving this report. This report is not directed or intended for distribution to or use by any person or entity resident in a state, country or any jurisdiction, where such distribution, publication, availability or use would be contrary to law, regulation or which would subject NBSPL & its group companies to registration or licensing requirements within such jurisdictions.

The report is based on the information obtained from sources believed to be reliable, but we do not make any representation or warranty that it is accurate, complete or up-to-date and it should not be relied upon as such. We accept no obligation to correct or update the information or opinions in it. NBSPL or any of its affiliates or employees shall not be in any way responsible for any loss or damage that may arise to any person from any inadvertent error in the information contained in this report. NBSPL or any of its affiliates or employees do not provide, at any time, any express or implied warranty of any kind, regarding any matter pertaining to this report, including without limitation the implied warranties of merchantability, fitness for a particular purpose, and non-infringement. The recipients of this report should rely on their own investigations.

This information is subject to change without any prior notice. NBSPL reserves its absolute discretion and right to make or refrain from making modifications and alterations to this statement from time to time. Nevertheless, NBSPL is committed to providing independent and transparent recommendations to its clients, and would be happy to provide information in response to specific client queries.

Before making an investment decision on the basis of this research, the reader needs to consider, with or without the assistance of an adviser, whether the advice is appropriate in light of their particular investment needs, objectives and financial circumstances. There are risks involved in securities trading. The price of securities can and does fluctuate, and an individual security may even become valueless. International investors are reminded of the additional risks inherent in international investments, such as currency fluctuations and international stock market or economic conditions, which may adversely affect the value of the investment. Opinions expressed are subject to change without any notice. Neither the company nor the director or the employees of NBSPL accept any liability whatsoever for any direct, indirect, consequential or other loss arising from any use of this research and/or further communication in relation to this research. Here it may be noted that neither NBSPL, nor its directors, employees, agents or representatives shall be liable for any damages whether direct or indirect, incidental, special or consequential including lost revenue or lost profit that may arise from or in connection with the use of the information contained in this report.

Copyright of this document vests exclusively with NBSPL.

Our reports are also available on our website www.nirmalbang.com